


KING CETSHWAYO DISTRICT AIDS COUNCIL REPORT

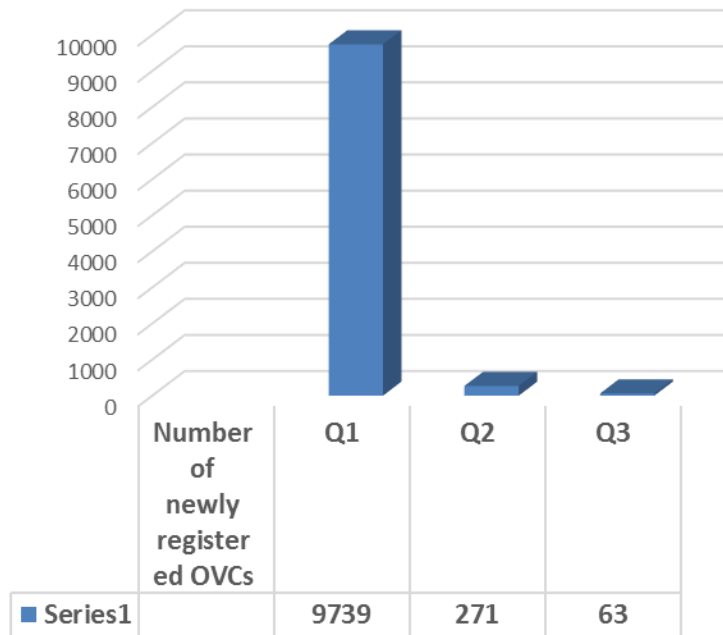


02 MARCH 2018

**DAC CHAIR: DISTRICT MAYOR, CLLR
NNP MKHULISI**

INTERVENTION AREA: ORPHANS & VULNERABLE CHILDREN

Number of newly registered OVC

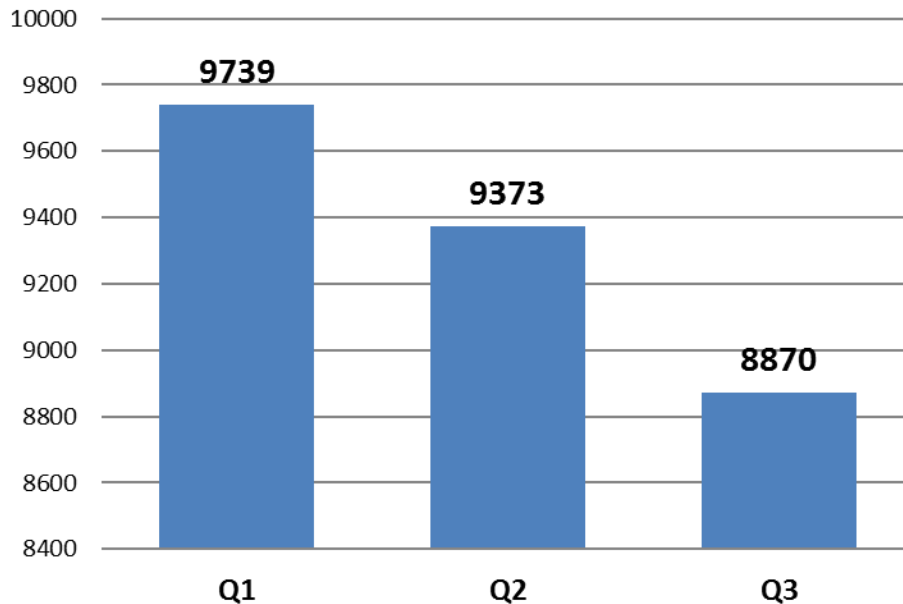


- Q3 showed decrease in number of newly identified OVCs. The work force number of Field workers has also decreased as some of Child and Youth Care workers(CYCWs) completed training and resigned for greener pastures,
- To continue strengthen monitoring for interventions provided.



INTERVENTION AREA: ORPHANS & VULNERABLE CHILDREN

Number of registered OVCs receiving care and support

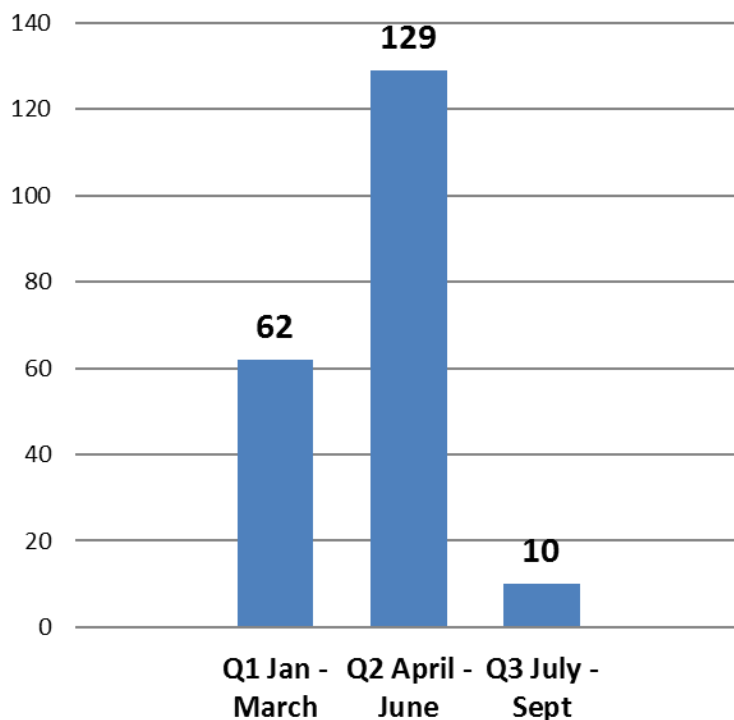


- In Q3 a dramatical decrease in number of OVCs was observed, that indicated more OVCs have been assisted, OVCs exited to permanent assistance – Foster Care placement and or reunification services, intervention services were through the work of CCGs and CYCWs. Some OVCs are no longer reported as children as they have reached the age of 18 years ,they still receive services but reported in youth category.
- It also displayed that interventions were provided because services that are provided are not of permanent nature, the aim is to help people to help themselves (Community strengthening) at some point they have to exit the programme.
- Psycho-social support services were provided to the identified OVCs as follows:
 - Provision of cooked meals
 - Referral to DHA for vital birth documentation
 - Referral for various Social Grants .i.e. Child Support Grant, Foster Care Grant and holiday programmes.



INTERVENTION AREA: LIFE SKILLS

Number of new learners pregnant



An increased in the number of learners pregnant was observed from 62 to 129 in Q1 and 2. A drastic decline is observed in Q3 for new learners pregnant.

What has been done? :

- The District has conducted teen parenting programme held by Mpilonhle.
- Successfully conducted advocacy meeting for 41 principals on parenting programme in collaboration with Mpilonhle.
- Successfully conducted mop up training for 11 Soul Buddy's facilitators in collaboration with Mpilonhle
- 6 schools monitored for HIV and AIDS Life skills Programme.

Interventions in place:

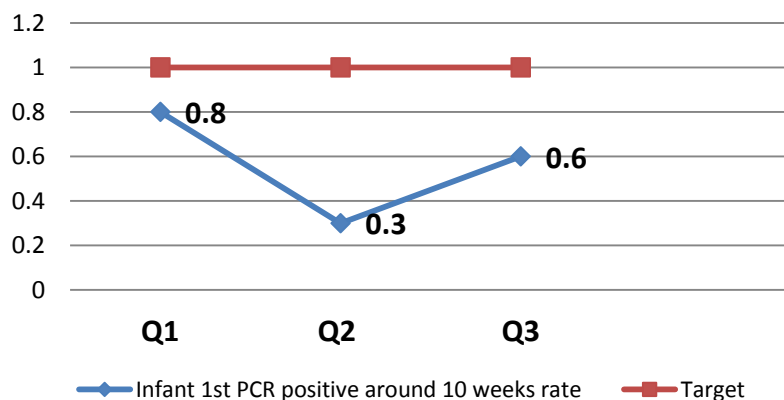
- Identify schools with high numbers of teenage pregnancy and conduct awareness campaigns.
- Link pregnant learners with LSAs for support education



INTERVENTION AREA: MATERNAL CHILD & WOMEN' S HEALTH

Target < 1%

Infant 1st PCR positive around
10 weeks rate



The district's infant 1st PCR test positive around 10 weeks rate is 0.6%, an increased from 0.3% in Q2. The target of <1% was achieved.

Reason for the increase:

The district still has a problem with ANC patients who are already on ART and default treatment during pregnancy. There is evidence of seroconversion from 6 weeks

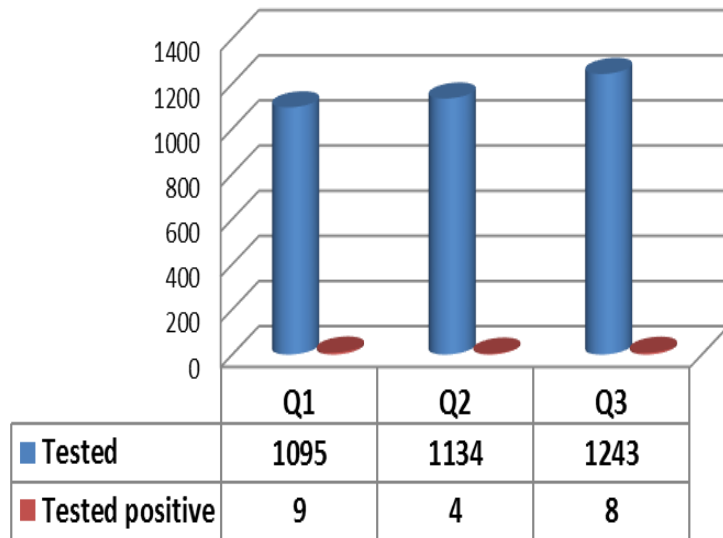
Interventions in place:

- Clinicians to be vigilant with the patients who are already on ART stressing the importance of adherence.
- Viral load for HIV positive ANC clients to be monitored throughout pregnancy and viral load suppression activities to be implemented to reduce the risk of transmission.



INTERVENTION AREA: MATERNAL CHILD & WOMEN' S HEALTH

Infant 1st PCR done around 10 weeks



The district's infant 1st PCR test positive around 10 weeks rate is 0.6%, an increased from 0.3% in Q2. The target of <1% was achieved.

Reason for the increase:

The district still has a problem with ANC patients who are already on ART and default treatment during pregnancy. There is evidence of seroconversion from 6 weeks

Interventions in place:

Clinicians to be vigilant with the patients who are already on ART stressing the importance of adherence.

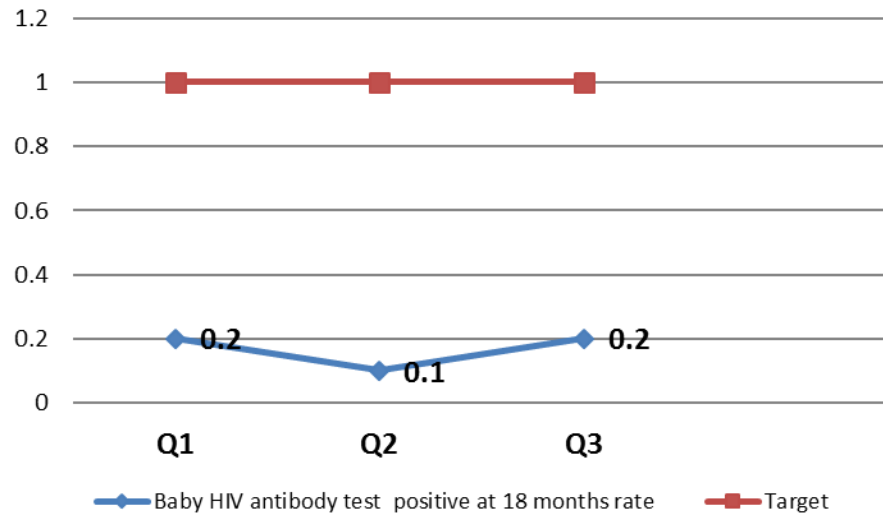
Viral load for HIV positive ANC clients to be monitored throughout pregnancy and viral load suppression activities to be implemented to reduce the risk of transmission.



INTERVENTION AREA: MATERNAL CHILD & WOMEN' S HEALTH

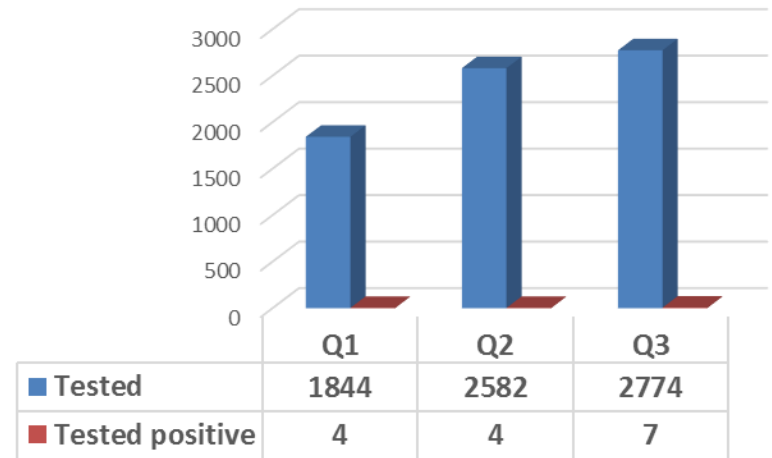
Baby HIV antibody test positive around 18 months rate

Baby HIV antibody test positive at 18 months rate



An increased is observed from 0.1% in Q2 to 0.2% in Q3.

Baby HIV antibody test positive at 18 months



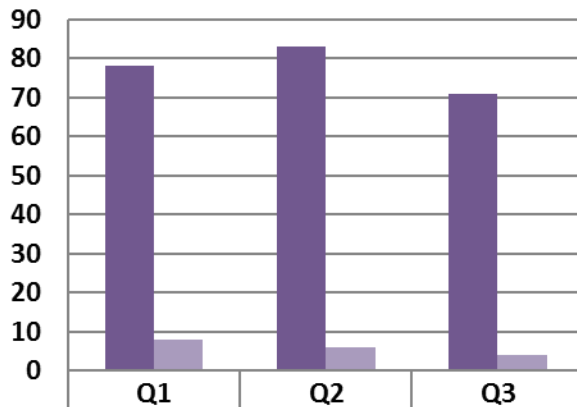
Intervention in place:

Continuous health education to pregnant and breastfeeding mothers on infant feeding and community awareness campaigns on HIV prevention



INTERVENTION AREA: MATERNAL CHILD & WOMEN' S HEALTH

Maternal, Women's & Child Health



| | Q1 | Q2 | Q3 |
|----------------------------|----|----|----|
| ■ Number of infants death | 78 | 83 | 71 |
| ■ Number of maternal death | 8 | 6 | 4 |

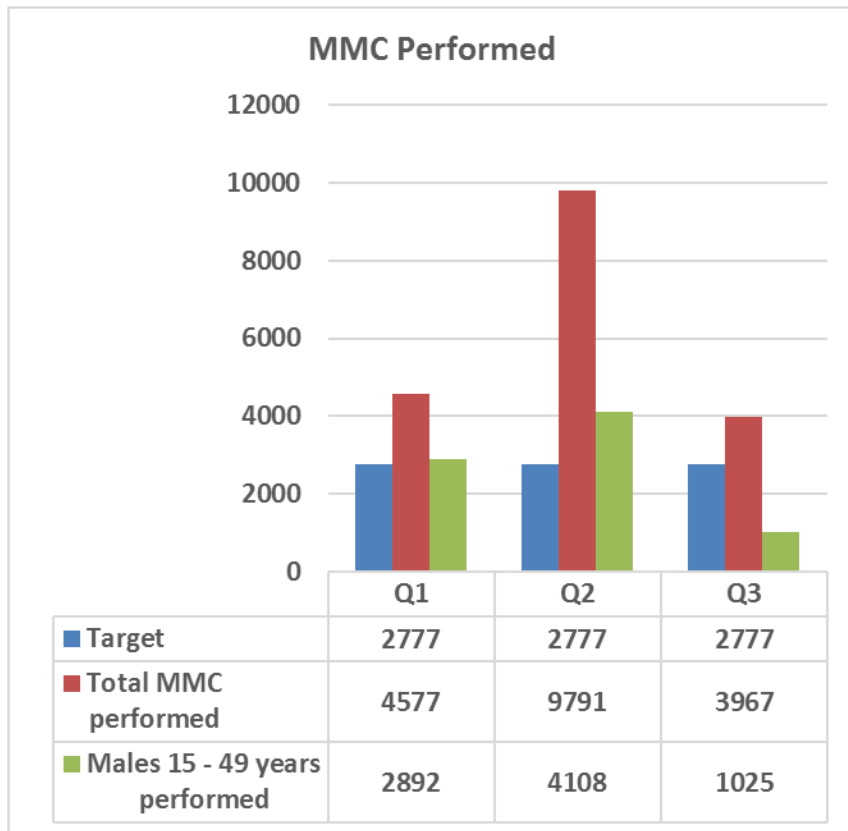
A continuous decrease in the number of maternal deaths is observed from 6 in Q2 to 4 in Q3. The number of infants deaths has also decreased 83 in Q2 to 71 in Q3.

What has been done? :

- Community awareness campaigns on booking before 20 weeks so that the high risk conditions are identified and managed on time.
- Implementation of Universal Test and Treat (UTT)
- Viral load monitoring.
- Availability of Obstetric ambulance
- Early identification and management of high risk ANC clients at PHC level to prevent complications that may results to death.

INTERVENTION AREA: HIV PREVENTION

Medical Male Circumcision



3967 medical male circumcisions performed this quarter and it's above a set target of 2777(142.8%) .

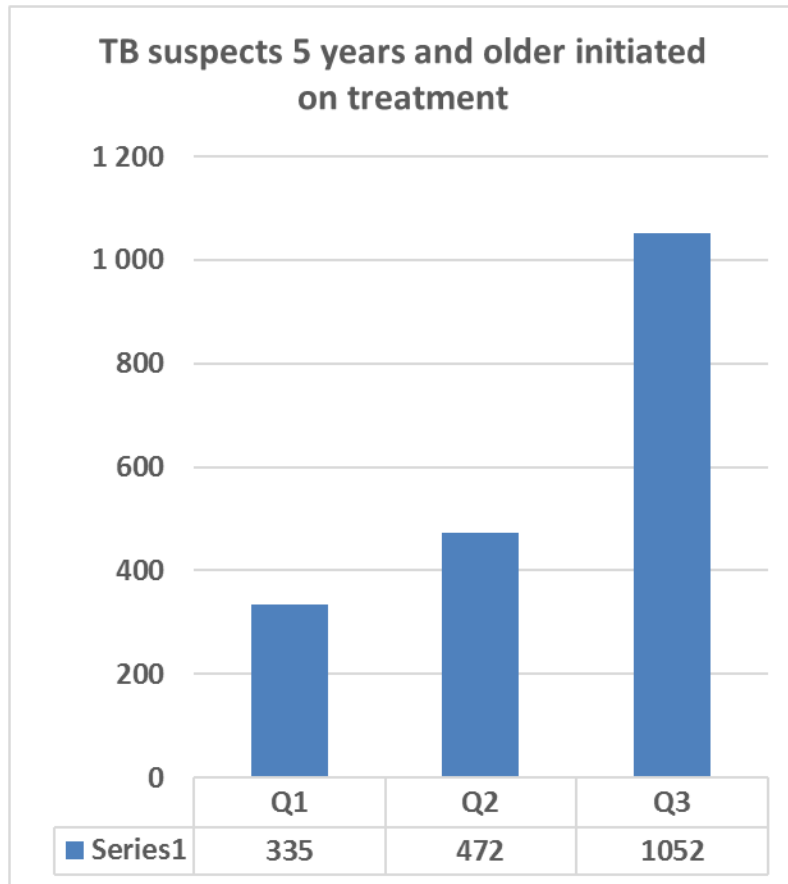
What has been done:

The district had medical male circumcision campaigns that were conducted by both Department of Health employees and supporting partners .

Interventions in place

- Hospitals to continue using the services of the contracted partners for MMC support.
- Partners have doctors and nurses that assist with circumcisions.
- All partners to assist with MMC mobilisation where they operate.

INTERVENTION AREA: TB TREATMENT



An increase is observed from 472 in Q2 to 1052 in Q3.

Reason for this performance:

- All facilities are using case identification register which assist them in identifying TB cases to be initiated.
- NHLS is responsible for delivery of results within 48hrs
- TB data is now captured on 3Tier.net for monitoring
- Continuous monitoring using case identification register

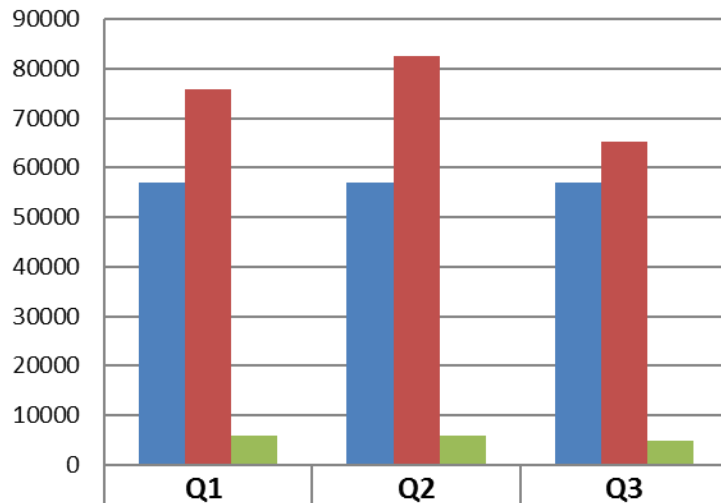


INTERVENTION AREA: HIV TESTING & COUNSELLING

65 335 clients tested for HIV this quarter and it's above a set target of 56 920(114.7%) .

Positivity rate increased from 7 in Q2 to 7. 4% in Q3.

HIV Testing Services (HTS)



| | Q1 | Q2 | Q3 |
|-----------------|--------|--------|--------|
| Target | 56920 | 56920 | 56920 |
| Tested | 75 858 | 82 589 | 65 335 |
| Tested positive | 5972 | 5856 | 4882 |

• What has been done? :

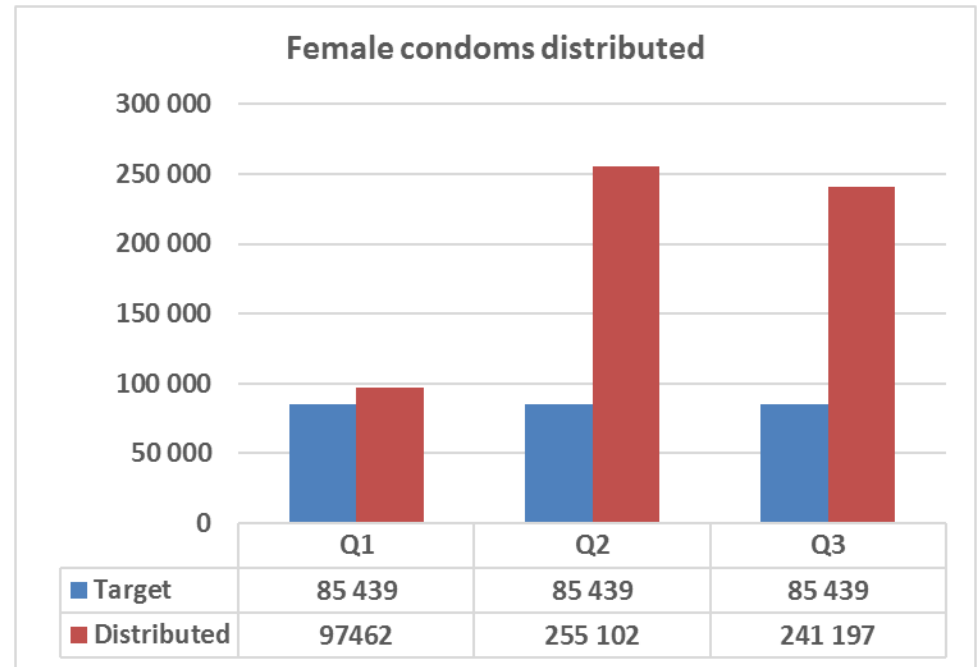
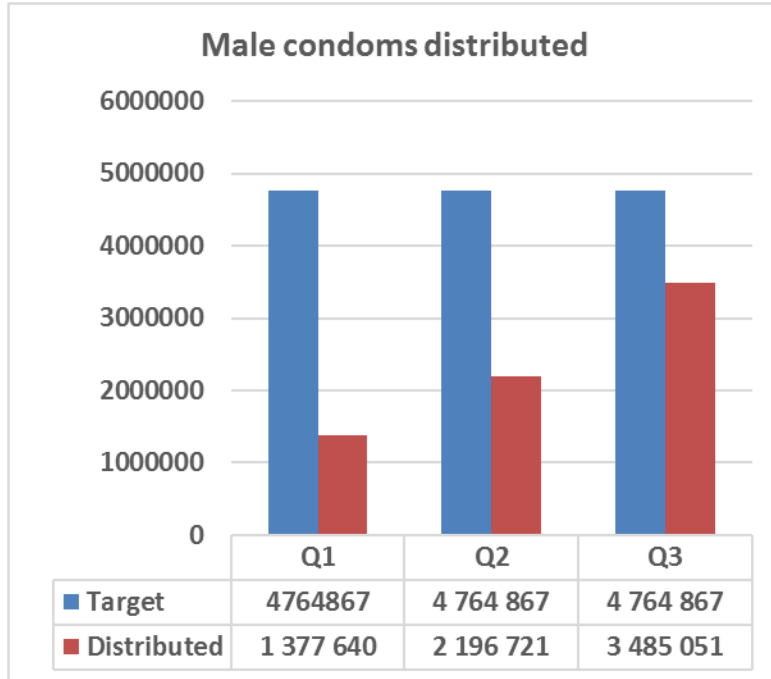
- HTS annual targets were distributed to all clinics.
- Monitoring of HTS performance in all facilities using barometer
- Support from partners, FPD,MSF and Broadreach
- Provision of HTS in all district events.
- All facilities to continue Implementing UTT programme

Interventions in place:

- . HTS campaigns initiated by Provincial HAST



INTERVENTION AREA: Condom Distribution

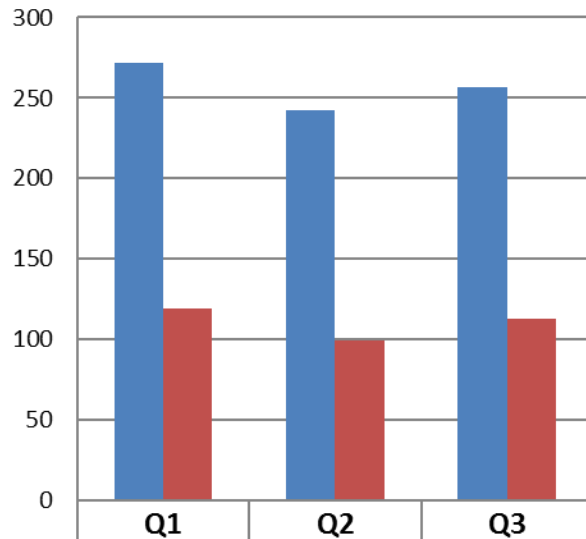


The district's Male condoms distributed in Q3 is 3 485 051 and is below the set target 4 690 093, (74.3%).



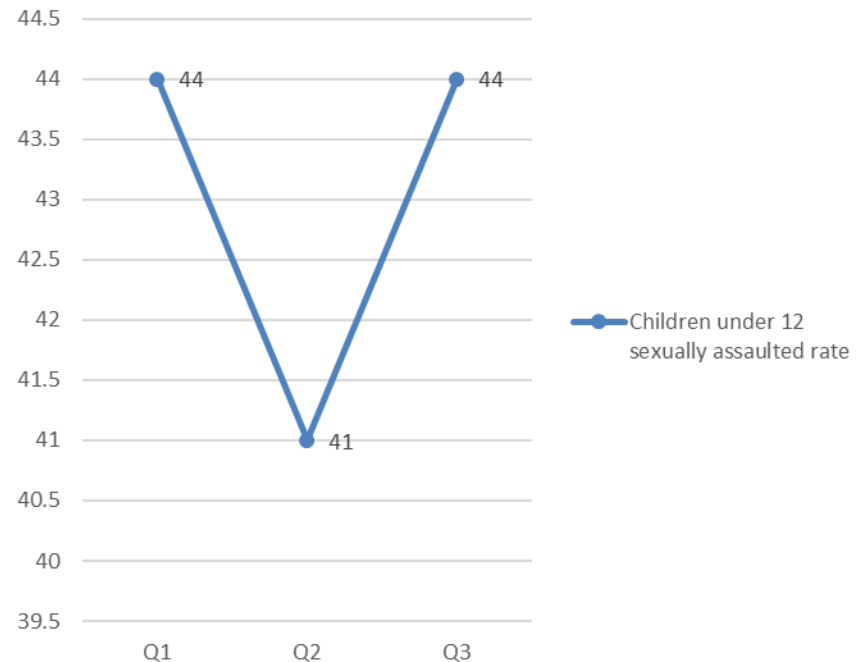
INTERVENTION AREA: SEXUAL AND REPRODUCTIVE HEALTH

Sexual assault cases



| | | | |
|---------------------------------|-----|-----|-----|
| ■ New sexual assault cases | 272 | 242 | 257 |
| ■ Under 12 sexual assault cases | 119 | 99 | 113 |

Children under 12 sexually assaulted rate



Sexual assault is still a challenge in our district.

An increased is observed in Q3 from 41% to 44%.

A total number of new assault cases have also increased from 224 in Q2 to 257 in Q3.



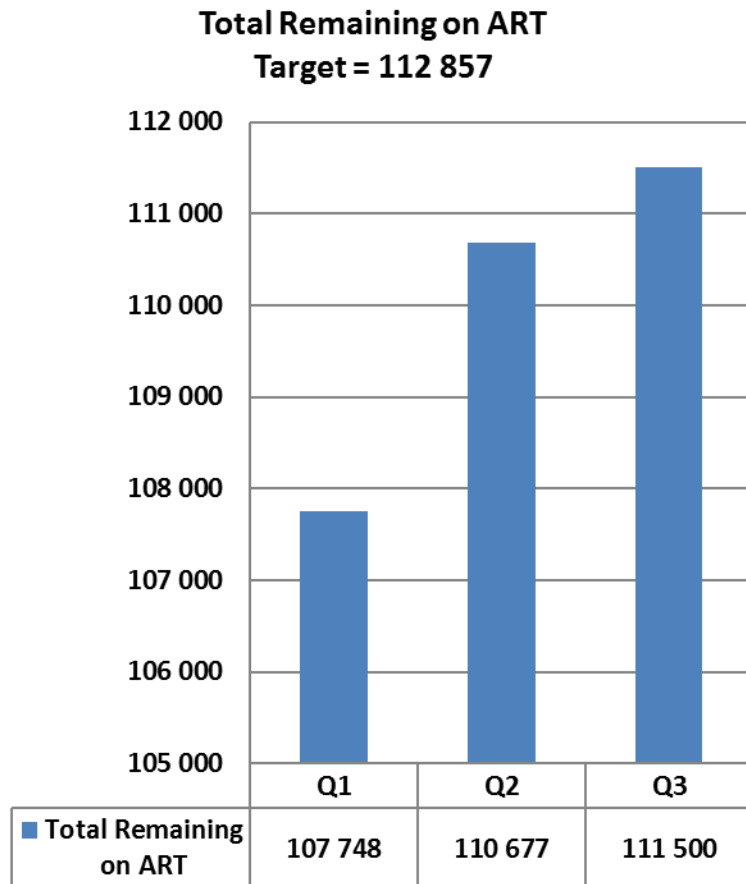
KING CETSHWAYO
DISTRICT MUNICIPALITY

INTERVENTION AREA: COMPREHENSIVE ART SERVICES

An increase is observed from 110 677 in Q2 to 111 500 in Q3, variance of 1357 towards achieving an annual target.

What has been done?

- There is improvement in data quality and TB/HIV integrated information is being implemented.
- Client tracing and tracking system using of Tier.net is being utilised.
- Implementation of UTT (Universal Test and Treat and adherence guidelines
- File audits for Early Warning Indicators (EWI) to identify defaulters
- Employment of data capturers
- Institutions to continue updating Tier.net, identifying and tracing the defaulters and bringing them back to the system .
- Training of all operational managers on Tier.net so that they can be able to generate reports that will assist in identifying early missed visits.



STRATEGIC OBJECTIVE 5: COORDINATION, MONITORING & EVALUATION

INTERVENTION AREA: COORDINATING, MONITORING & EVALUATION

| Reporting | Jan - March 2017 | April – June 2017 | July – September 2017 | Oct to Dec. 2017 | COMMENTS |
|--------------------------|------------------------------------------------------------------------------------------------------------------------------|--------------------------------------------------------------------------------------------------------------------------------------------------|--------------------------------------------------------------------------------------------------------------------------------------------------|------------------------------------------------------------------------------------------------------------------------------------------------------------------------|-------------------------------------------------------------------------------------------------------|
| LAC Reporting to the DAC | 03 LAC Reports <ul style="list-style-type: none"> ✓ uMhlathuze ✓ uMlalazi ✓ Umfolozi | 04 LAC reports: <ul style="list-style-type: none"> ✓ Umhlathuze ✓ UMLalazi ✓ UMfolozi ✓ Nkandla | 04 LAC reports: <ul style="list-style-type: none"> ✓ Umhlathuze ✓ UMLalazi ✓ UMfolozi ✓ Nkandla | 05 LAC reports <ul style="list-style-type: none"> ✓ uMhlathuze ✓ uMlalazi ✓ uMfolozi ✓ Nkandla ✓ Mthonjaneni | All LAC reports were received from all local municipalities during the reporting quarter Oct-Dec 2017 |
| WAC Reporting to the LAC | | 25 | 31 | 38 | |

KCDM DAC CHAIRPERSON: CLLR NNP MKHULISI

